

http://www.glaciallight.com

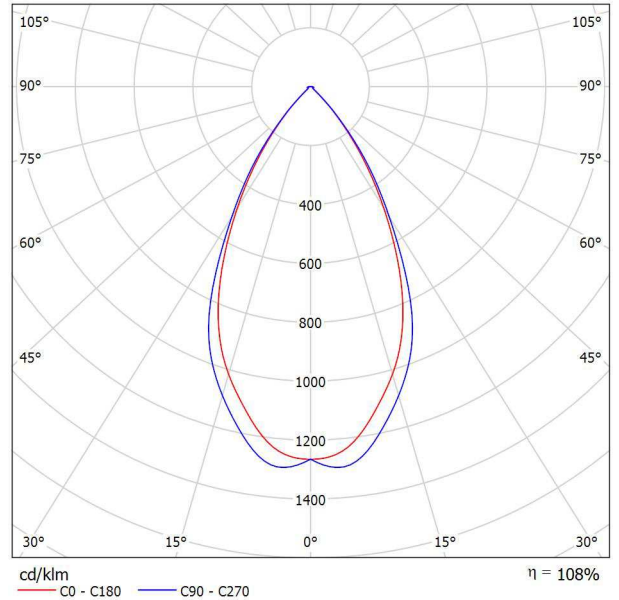
7F, No.352, Sec. 2, Zhongshan Rd., Zhonghe Dist., New Taipei City, Taiwan, 235, R.O.C.

Operator
Telephone +886 2 2244-1227
Fax +886 2 2244-1241
e-Mail sales@GlacialLight.com

GlacialLight GL-FD15-CW-5000K-60D Lens-no lampshade / Luminaire Data Sheet

Luminous emittance 1:

See our luminaire catalog for an image of the luminaire.



Luminaire classification according to CIE: 100
CIE flux code: 93 97 99 100 108

Luminous emittance 1:

| Glare Evaluation According to UGR | | | | | | | | | | | |
|--|--|------|------|------|------|---|------|------|------|------|------|
| ρ Ceiling | 70 | 70 | 50 | 50 | 30 | 70 | 70 | 50 | 50 | 30 | |
| ρ Walls | 50 | 30 | 50 | 30 | 30 | 50 | 30 | 50 | 30 | 30 | |
| ρ Floor | 20 | 20 | 20 | 20 | 20 | 20 | 20 | 20 | 20 | 20 | |
| Room Size X Y | Viewing direction at right angles to lamp axis | | | | | Viewing direction parallel to lamp axis | | | | | |
| 2H | 2H | 14.8 | 15.5 | 15.1 | 15.7 | 15.9 | 15.2 | 15.9 | 15.5 | 16.1 | 16.3 |
| | 3H | 14.8 | 15.4 | 15.1 | 15.7 | 15.9 | 15.2 | 15.8 | 15.5 | 16.1 | 16.3 |
| | 4H | 14.8 | 15.4 | 15.1 | 15.7 | 15.9 | 15.2 | 15.8 | 15.5 | 16.1 | 16.4 |
| | 6H | 14.8 | 15.4 | 15.2 | 15.7 | 16.0 | 15.3 | 15.9 | 15.6 | 16.2 | 16.4 |
| | 8H | 14.9 | 15.4 | 15.2 | 15.7 | 16.0 | 15.3 | 15.9 | 15.7 | 16.2 | 16.5 |
| | 12H | 14.9 | 15.4 | 15.3 | 15.7 | 16.1 | 15.4 | 15.9 | 15.7 | 16.2 | 16.5 |
| 4H | 2H | 14.6 | 15.3 | 15.0 | 15.5 | 15.8 | 15.1 | 15.7 | 15.4 | 15.9 | 16.2 |
| | 3H | 14.7 | 15.2 | 15.0 | 15.5 | 15.8 | 15.1 | 15.6 | 15.4 | 15.9 | 16.2 |
| | 4H | 14.8 | 15.2 | 15.2 | 15.6 | 15.9 | 15.1 | 15.6 | 15.5 | 15.9 | 16.3 |
| | 6H | 14.9 | 15.3 | 15.3 | 15.7 | 16.0 | 15.3 | 15.7 | 15.7 | 16.0 | 16.4 |
| | 8H | 15.0 | 15.3 | 15.4 | 15.7 | 16.1 | 15.4 | 15.7 | 15.8 | 16.1 | 16.5 |
| | 12H | 15.1 | 15.4 | 15.5 | 15.8 | 16.2 | 15.5 | 15.8 | 16.0 | 16.2 | 16.6 |
| 8H | 4H | 14.7 | 15.1 | 15.2 | 15.5 | 15.9 | 15.1 | 15.4 | 15.5 | 15.8 | 16.2 |
| | 6H | 15.0 | 15.2 | 15.4 | 15.7 | 16.1 | 15.3 | 15.6 | 15.8 | 16.0 | 16.4 |
| | 8H | 15.1 | 15.4 | 15.6 | 15.8 | 16.3 | 15.5 | 15.7 | 16.0 | 16.2 | 16.6 |
| | 12H | 15.3 | 15.5 | 15.8 | 16.0 | 16.5 | 15.7 | 15.9 | 16.2 | 16.4 | 16.9 |
| 12H | 4H | 14.7 | 15.0 | 15.2 | 15.4 | 15.8 | 15.1 | 15.4 | 15.5 | 15.8 | 16.2 |
| | 6H | 15.0 | 15.2 | 15.4 | 15.6 | 16.1 | 15.3 | 15.5 | 15.8 | 16.0 | 16.4 |
| | 8H | 15.2 | 15.4 | 15.7 | 15.8 | 16.3 | 15.5 | 15.7 | 16.0 | 16.2 | 16.7 |
| Variation of the observer position for the luminaire distances S | | | | | | | | | | | |
| S = 1.0H | +3.9 / -3.8 | | | | | +4.0 / -3.9 | | | | | |
| S = 1.5H | +6.5 / -4.2 | | | | | +6.6 / -4.1 | | | | | |
| S = 2.0H | +8.5 / -4.5 | | | | | +8.6 / -4.6 | | | | | |
| Standard table | BK01 | | | | | BK01 | | | | | |
| Correction Summand | -2.7 | | | | | -2.4 | | | | | |
| Corrected Glare Indices referring to 1730lm Total Luminous Flux | | | | | | | | | | | |

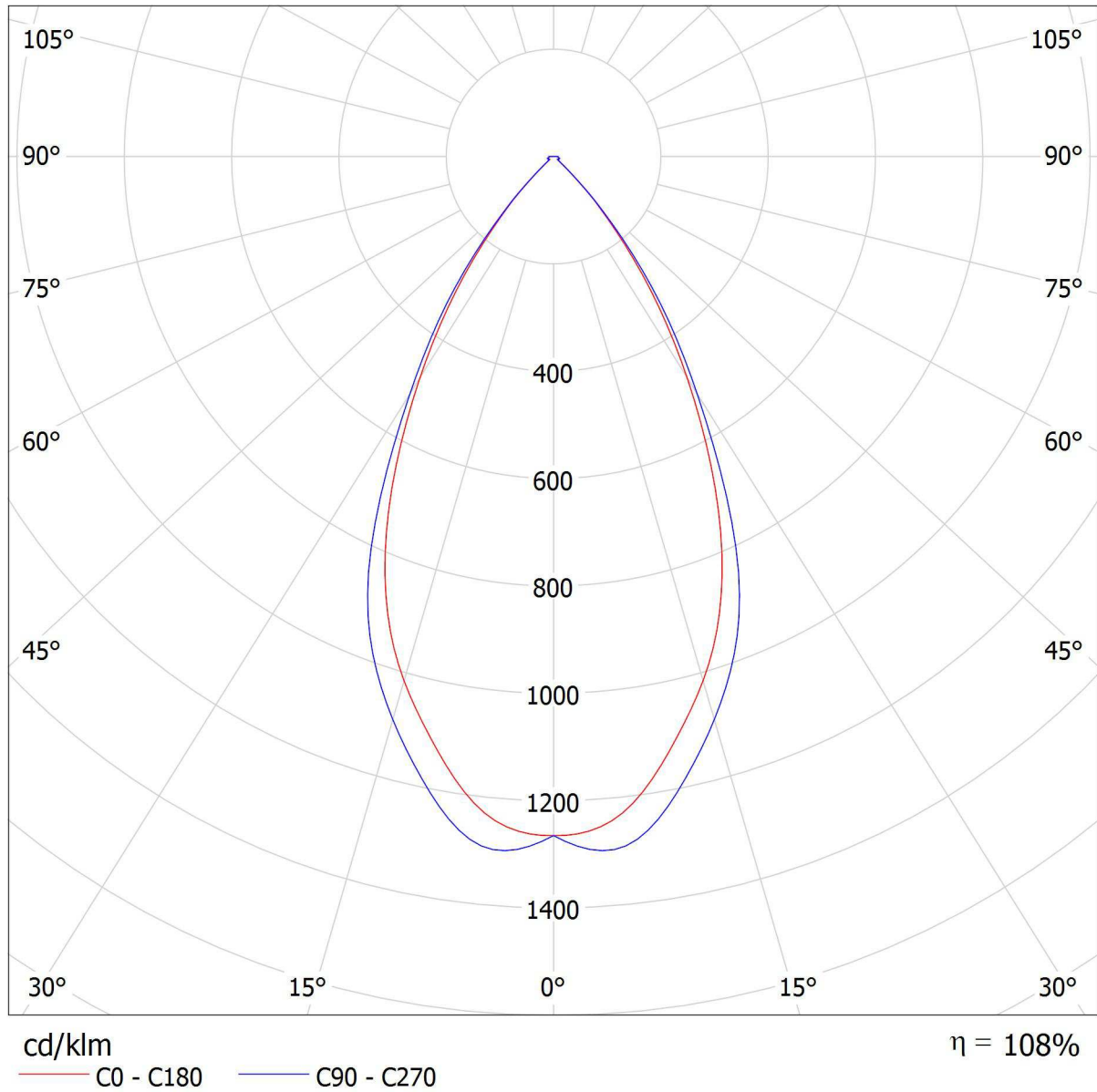
<http://www.glaciallight.com>

7F, No.352, Sec. 2, Zhongshan Rd., Zhonghe Dist., New Taipei City,
Taiwan, 235, R.O.C.

Operator
Telephone +886 2 2244-1227
Fax +886 2 2244-1241
e-Mail sales@GlacialLight.com

GlacialLight GL-FD15-CW-5000K-60D Lens-no lampshade / LDC (Polar)

Luminaire: GlacialLight GL-FD15-CW-5000K-60D Lens-no lampshade
Lamps: 1 x Flood Light



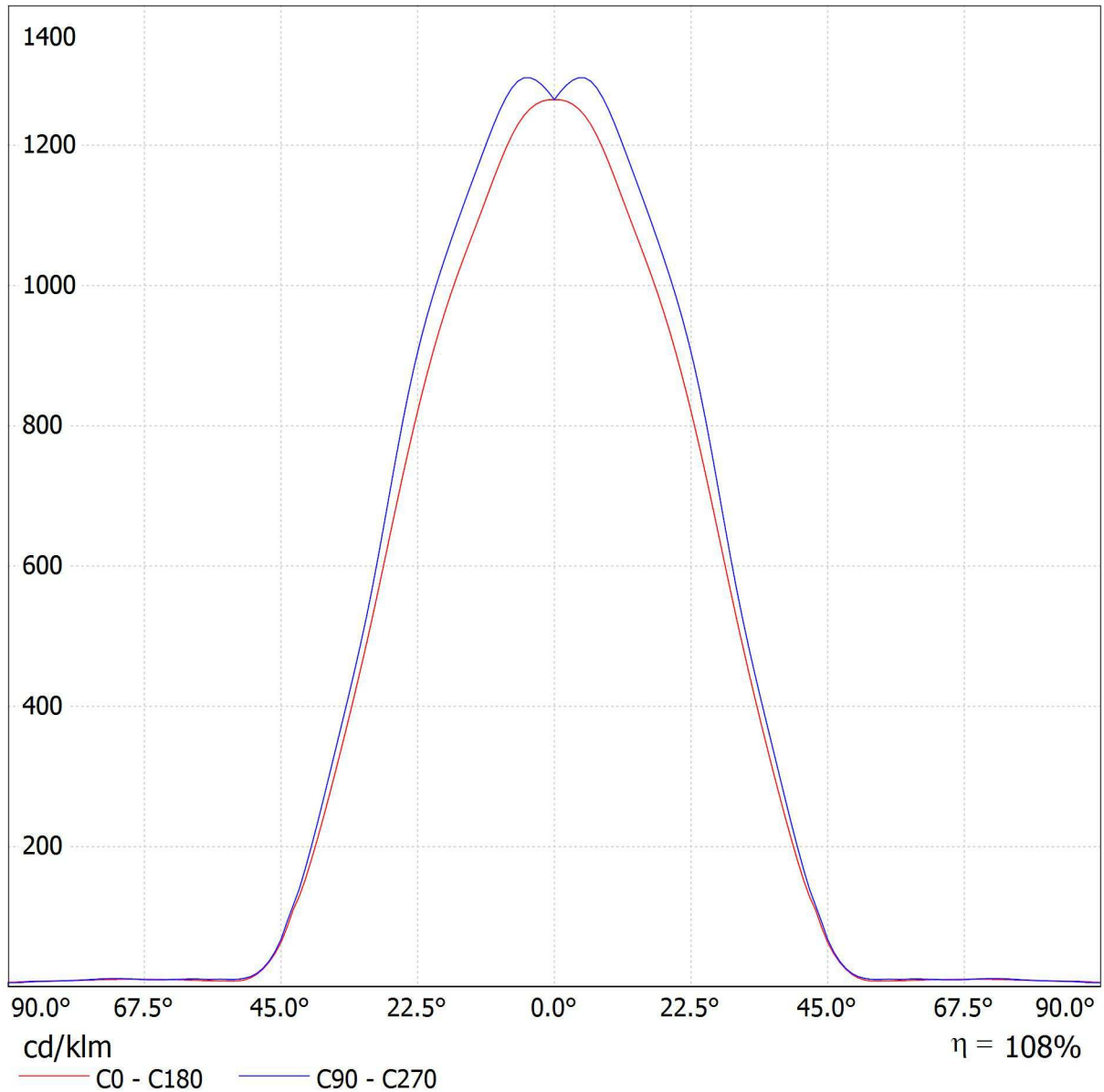
<http://www.glaciallight.com>

7F, No.352, Sec. 2, Zhongshan Rd., Zhonghe Dist., New Taipei City,
Taiwan, 235, R.O.C.

Operator
Telephone +886 2 2244-1227
Fax +886 2 2244-1241
e-Mail sales@GlacialLight.com

GlacialLight GL-FD15-CW-5000K-60D Lens-no lampshade / LDC (Linear)

Luminaire: GlacialLight GL-FD15-CW-5000K-60D Lens-no lampshade
Lamps: 1 x Flood Light



http://www.glaciallight.com

7F, No.352, Sec. 2, Zhongshan Rd., Zhonghe Dist., New Taipei City,
Taiwan, 235, R.O.C.

Operator
Telephone +886 2 2244-1227
Fax +886 2 2244-1241
e-Mail sales@GlacialLight.com

GlacialLight GL-FD15-CW-5000K-60D Lens-no lampshade / UGR-Table

Luminaire: GlacialLight GL-FD15-CW-5000K-60D Lens-no lampshade
Lamps: 1 x Flood Light

| Glare Evaluation According to UGR | | | | | | | | | | | |
|--|-----|---|------|------|------|------|--|------|------|------|------|
| ρ Ceiling | | 70 | 70 | 50 | 50 | 30 | 70 | 70 | 50 | 50 | 30 |
| ρ Walls | | 50 | 30 | 50 | 30 | 30 | 50 | 30 | 50 | 30 | 30 |
| ρ Floor | | 20 | 20 | 20 | 20 | 20 | 20 | 20 | 20 | 20 | 20 |
| Room Size X Y | | Viewing direction at right angles to lamp axis | | | | | Viewing direction parallel to lamp axis | | | | |
| 2H | 2H | 14.8 | 15.5 | 15.1 | 15.7 | 15.9 | 15.2 | 15.9 | 15.5 | 16.1 | 16.3 |
| | 3H | 14.8 | 15.4 | 15.1 | 15.7 | 15.9 | 15.2 | 15.8 | 15.5 | 16.1 | 16.3 |
| | 4H | 14.8 | 15.4 | 15.1 | 15.7 | 15.9 | 15.2 | 15.8 | 15.5 | 16.1 | 16.4 |
| | 6H | 14.8 | 15.4 | 15.2 | 15.7 | 16.0 | 15.3 | 15.9 | 15.6 | 16.2 | 16.4 |
| | 8H | 14.9 | 15.4 | 15.2 | 15.7 | 16.0 | 15.3 | 15.9 | 15.7 | 16.2 | 16.5 |
| | 12H | 14.9 | 15.4 | 15.3 | 15.7 | 16.1 | 15.4 | 15.9 | 15.7 | 16.2 | 16.5 |
| 4H | 2H | 14.6 | 15.3 | 15.0 | 15.5 | 15.8 | 15.1 | 15.7 | 15.4 | 15.9 | 16.2 |
| | 3H | 14.7 | 15.2 | 15.0 | 15.5 | 15.8 | 15.1 | 15.6 | 15.4 | 15.9 | 16.2 |
| | 4H | 14.8 | 15.2 | 15.2 | 15.6 | 15.9 | 15.1 | 15.6 | 15.5 | 15.9 | 16.3 |
| | 6H | 14.9 | 15.3 | 15.3 | 15.7 | 16.0 | 15.3 | 15.7 | 15.7 | 16.0 | 16.4 |
| | 8H | 15.0 | 15.3 | 15.4 | 15.7 | 16.1 | 15.4 | 15.7 | 15.8 | 16.1 | 16.5 |
| | 12H | 15.1 | 15.4 | 15.5 | 15.8 | 16.2 | 15.5 | 15.8 | 16.0 | 16.2 | 16.6 |
| 8H | 4H | 14.7 | 15.1 | 15.2 | 15.5 | 15.9 | 15.1 | 15.4 | 15.5 | 15.8 | 16.2 |
| | 6H | 15.0 | 15.2 | 15.4 | 15.7 | 16.1 | 15.3 | 15.6 | 15.8 | 16.0 | 16.4 |
| | 8H | 15.1 | 15.4 | 15.6 | 15.8 | 16.3 | 15.5 | 15.7 | 16.0 | 16.2 | 16.6 |
| | 12H | 15.3 | 15.5 | 15.8 | 16.0 | 16.5 | 15.7 | 15.9 | 16.2 | 16.4 | 16.9 |
| 12H | 4H | 14.7 | 15.0 | 15.2 | 15.4 | 15.8 | 15.1 | 15.4 | 15.5 | 15.8 | 16.2 |
| | 6H | 15.0 | 15.2 | 15.4 | 15.6 | 16.1 | 15.3 | 15.5 | 15.8 | 16.0 | 16.4 |
| | 8H | 15.2 | 15.4 | 15.7 | 15.8 | 16.3 | 15.5 | 15.7 | 16.0 | 16.2 | 16.7 |
| Variation of the observer position for the luminaire distances S | | | | | | | | | | | |
| S = 1.0H | | +3.9 / -3.8 | | | | | +4.0 / -3.9 | | | | |
| S = 1.5H | | +6.5 / -4.2 | | | | | +6.6 / -4.1 | | | | |
| S = 2.0H | | +8.5 / -4.5 | | | | | +8.6 / -4.6 | | | | |
| Standard table | | BK01 | | | | | BK01 | | | | |
| Correction Summand | | -2.7 | | | | | -2.4 | | | | |
| Corrected Glare Indices referring to 1730lm Total Luminous Flux | | | | | | | | | | | |

The UGR values have been calculated according to CIE Publ. 117 Spacing-to-Height-Ratio = 0.25.

http://www.glaciallight.com

7F, No.352, Sec. 2, Zhongshan Rd., Zhonghe Dist., New Taipei City, Taiwan, 235, R.O.C.

Operator
Telephone +886 2 2244-1227
Fax +886 2 2244-1241
e-Mail sales@GlacialLight.com

GlacialLight GL-FD15-CW-5000K-60D Lens-no lampshade / Glare Data Sheet

Luminaire: GlacialLight GL-FD15-CW-5000K-60D Lens-no lampshade

Lamps: 1 x Flood Light

| Glare Evaluation According to UGR | | | | | | | | | | | |
|--|-----|---|------|------|------|------|--|------|------|------|------|
| p Ceiling | | 70 | 70 | 50 | 50 | 30 | 70 | 70 | 50 | 50 | 30 |
| p Walls | | 50 | 30 | 50 | 30 | 30 | 50 | 30 | 50 | 30 | 30 |
| p Floor | | 20 | 20 | 20 | 20 | 20 | 20 | 20 | 20 | 20 | 20 |
| Room Size X Y | | Viewing direction at right angles to lamp axis | | | | | Viewing direction parallel to lamp axis | | | | |
| 2H | 2H | 14.8 | 15.5 | 15.1 | 15.7 | 15.9 | 15.2 | 15.9 | 15.5 | 16.1 | 16.3 |
| | 3H | 14.8 | 15.4 | 15.1 | 15.7 | 15.9 | 15.2 | 15.8 | 15.5 | 16.1 | 16.3 |
| | 4H | 14.8 | 15.4 | 15.1 | 15.7 | 15.9 | 15.2 | 15.8 | 15.5 | 16.1 | 16.4 |
| | 6H | 14.8 | 15.4 | 15.2 | 15.7 | 16.0 | 15.3 | 15.9 | 15.6 | 16.2 | 16.4 |
| | 8H | 14.9 | 15.4 | 15.2 | 15.7 | 16.0 | 15.3 | 15.9 | 15.7 | 16.2 | 16.5 |
| | 12H | 14.9 | 15.4 | 15.3 | 15.7 | 16.1 | 15.4 | 15.9 | 15.7 | 16.2 | 16.5 |
| 4H | 2H | 14.6 | 15.3 | 15.0 | 15.5 | 15.8 | 15.1 | 15.7 | 15.4 | 15.9 | 16.2 |
| | 3H | 14.7 | 15.2 | 15.0 | 15.5 | 15.8 | 15.1 | 15.6 | 15.4 | 15.9 | 16.2 |
| | 4H | 14.8 | 15.2 | 15.2 | 15.6 | 15.9 | 15.1 | 15.6 | 15.5 | 15.9 | 16.3 |
| | 6H | 14.9 | 15.3 | 15.3 | 15.7 | 16.0 | 15.3 | 15.7 | 15.7 | 16.0 | 16.4 |
| | 8H | 15.0 | 15.3 | 15.4 | 15.7 | 16.1 | 15.4 | 15.7 | 15.8 | 16.1 | 16.5 |
| | 12H | 15.1 | 15.4 | 15.5 | 15.8 | 16.2 | 15.5 | 15.8 | 16.0 | 16.2 | 16.6 |
| 8H | 4H | 14.7 | 15.1 | 15.2 | 15.5 | 15.9 | 15.1 | 15.4 | 15.5 | 15.8 | 16.2 |
| | 6H | 15.0 | 15.2 | 15.4 | 15.7 | 16.1 | 15.3 | 15.6 | 15.8 | 16.0 | 16.4 |
| | 8H | 15.1 | 15.4 | 15.6 | 15.8 | 16.3 | 15.5 | 15.7 | 16.0 | 16.2 | 16.6 |
| | 12H | 15.3 | 15.5 | 15.8 | 16.0 | 16.5 | 15.7 | 15.9 | 16.2 | 16.4 | 16.9 |
| 12H | 4H | 14.7 | 15.0 | 15.2 | 15.4 | 15.8 | 15.1 | 15.4 | 15.5 | 15.8 | 16.2 |
| | 6H | 15.0 | 15.2 | 15.4 | 15.6 | 16.1 | 15.3 | 15.5 | 15.8 | 16.0 | 16.4 |
| | 8H | 15.2 | 15.4 | 15.7 | 15.8 | 16.3 | 15.5 | 15.7 | 16.0 | 16.2 | 16.7 |
| Variation of the observer position for the luminaire distances S | | | | | | | | | | | |
| S = 1.0H | | +3.9 / -3.8 | | | | | +4.0 / -3.9 | | | | |
| S = 1.5H | | +6.5 / -4.2 | | | | | +6.6 / -4.1 | | | | |
| S = 2.0H | | +8.5 / -4.5 | | | | | +8.6 / -4.6 | | | | |
| Standard table | | BK01 | | | | | BK01 | | | | |
| Correction Summand | | -2.7 | | | | | -2.4 | | | | |
| Corrected Glare Indices referring to 1730lm Total Luminous Flux | | | | | | | | | | | |

The UGR values have been calculated according to CIE Publ. 117 Spacing-to-Height-Ratio = 0.25.

